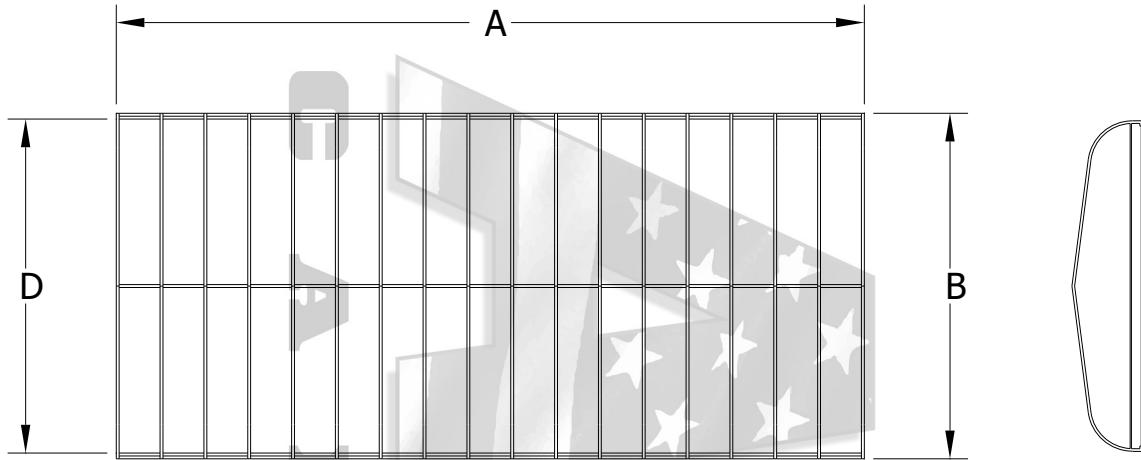


Attn: _____



**Shore Mate[®]
Frame Specification Sheet**



***ALL MEASUREMENTS (±1")**

PART NO.	SIZE	OVERALL LENGTH "A"	INSIDE WIDTH "B"	OUTSIDE WIDTH "D"
SH2100114	21' X 114"	21'	114"	118"
SH2300114	23' X 114"	23'	114"	118"
SH2500114	25' X 114"	25'	114"	118"
SH2700114	27' X 114"	27'	114"	118"
SH2300120	23' X 120"	23'	120"	124"
SH2500120	25' X 120"	25'	120"	124"
SH2700120	27' X 120"	27'	120"	124"
SH3000120	30' X 120"	30'	120"	124"

ATTACHMENT

Continuous bungee runs along all four sides and loops over a small hook attached to each bow.

STANDARD VALANCE: 12" VALANCE

OUTSIDE DIMENSIONS

- A _____ OVERALL LENGTH OF FRAME
- B _____ INSIDE WIDTH OF FRAME
- C _____ LENGTH OF SIDE RAILS (W/O ENDS)
- D _____ OUTSIDE WIDTH OF FRAME

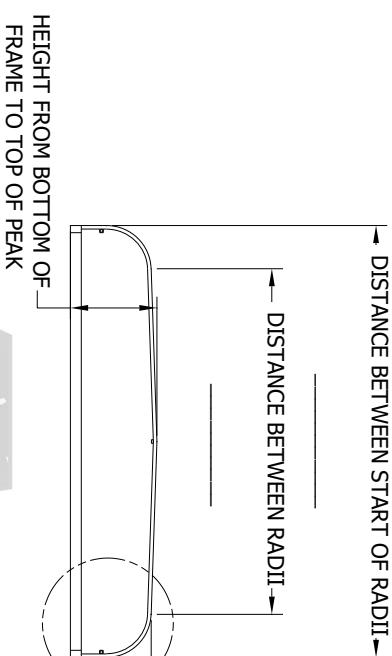
****If dimensions don't match above, fill out detail on next page****

CONTACT INFORMATION

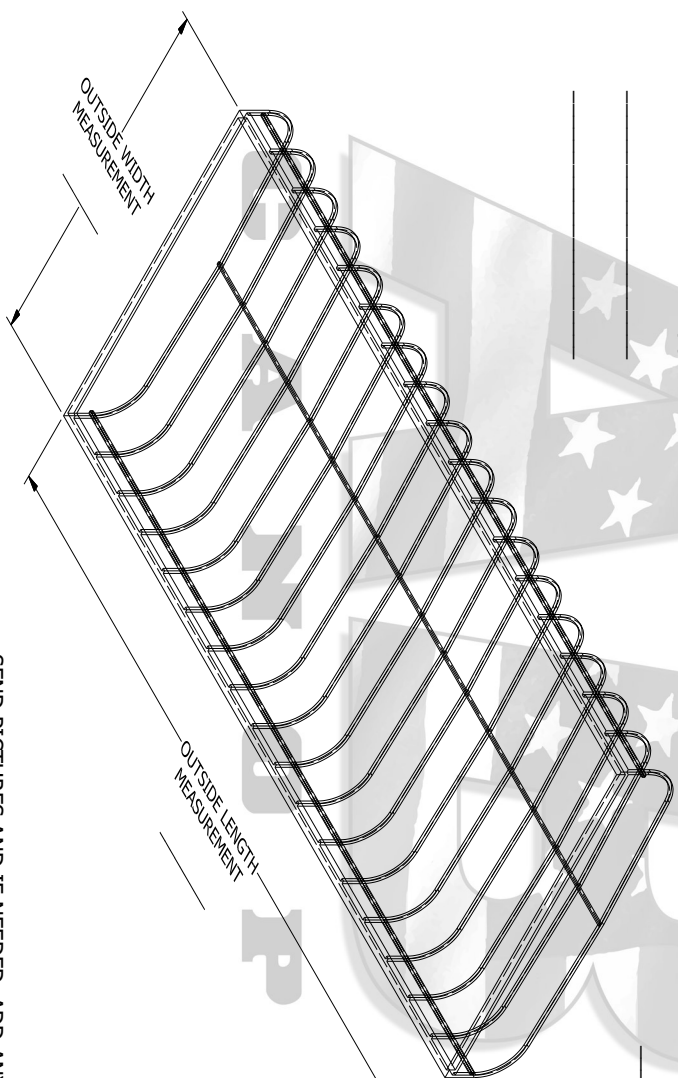
Name _____
 Address _____
 City _____ State _____ Zip _____
 Phone _____ Fax _____
 Boat Lift Brand _____

NOTES

REVISIONS				ISSUER
REV	ECN	DATE	DESCRIPTION	RML
A	EC-00469	10/4/2016	RELEASE	



ATTACHMENT METHOD(S)



BOTTOM OF FRAME TO BAR/HOLES

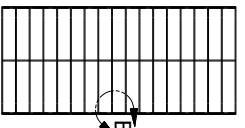
FRAME HEIGHT

FRAME WIDTH

DETAIL A

BOTTOM OF FRAME TO START OF RADIUS

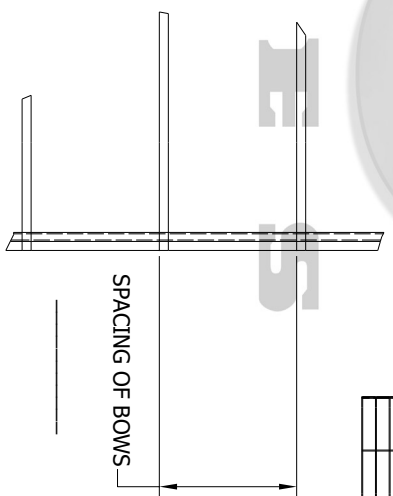
TOTAL NUMBER OF BOWS



SPACING OF BOWS

SEND PICTURES AND IF NEEDED, ADD ANY ADDITIONAL FEATURES OR SKETCH THE VIEWS ON A SECOND PAGE.

DETAIL B



TOLERANCES - UNLESS NOTED

DECIMAL #
FRACTION #
ANGLE #



TITLE: **FLAT FRONT FRAME DETAIL SHEET**

DRFT:	TJS	DATE:	4/10/2014	SCALE:		SHEET:	1	PART NO.:	F-196
ENGR:	CWG	DATE:	10/10/2016						

SIZE: **C**