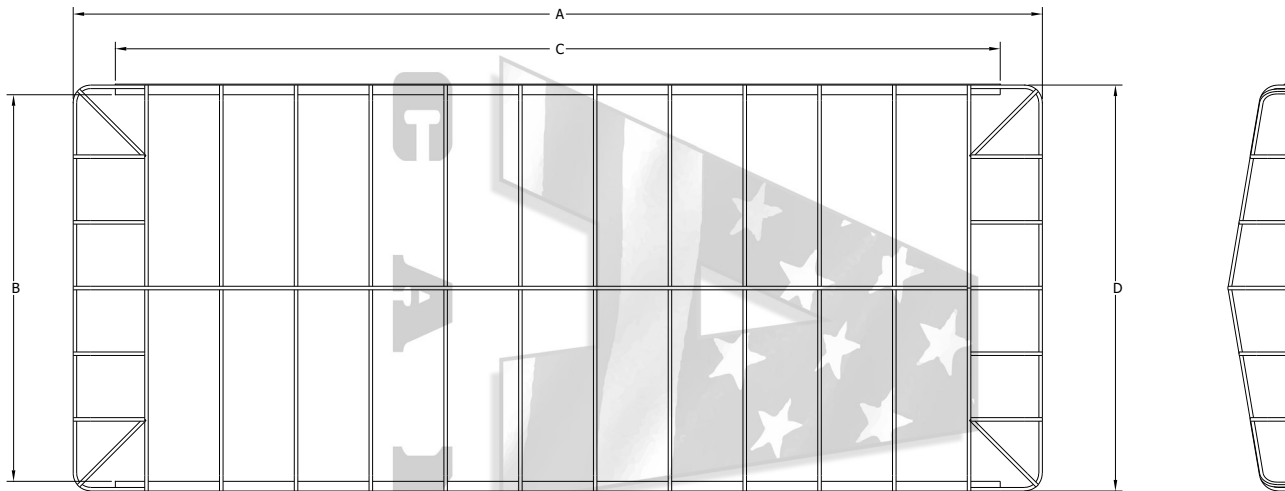


Fax 1.605.369.2112

Attn: _____

Aquamatic Frame

Specification Sheet



***ALL MEASUREMENTS (±1")**

PART NO.	SIZE	OVERALL LENGTH "A"	INSIDE WIDTH "B"	SIDE RAIL LENGTH "C"	OUTSIDE WIDTH "D"
AM2000115	20' X 115"	20'	110"	18'	115"
AM2300115	23' X 115"	23'	110"	21'	115"
AM2000121	20' X 121"	20'	116"	18'	121"
AM2300121	23' X 121"	23'	116"	21'	121"
AM2600121	26' X 121"	26'	116"	24'	121"

ATTACHMENT

Continuous bungee and S-Hooks
STANDARD VALANCE: 12" DROP

OUTSIDE DIMENSIONS

- A _____ OVERALL LENGTH OF FRAME
- B _____ INSIDE WIDTH OF FRAME
- C _____ LENGTH OF SIDE RAILS
(W/O ENDS)
- D _____ OUTSIDE WIDTH OF FRAME

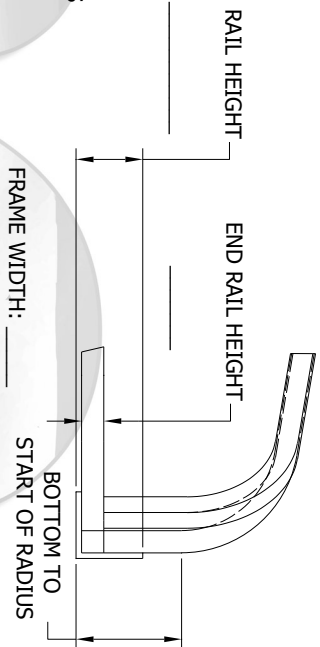
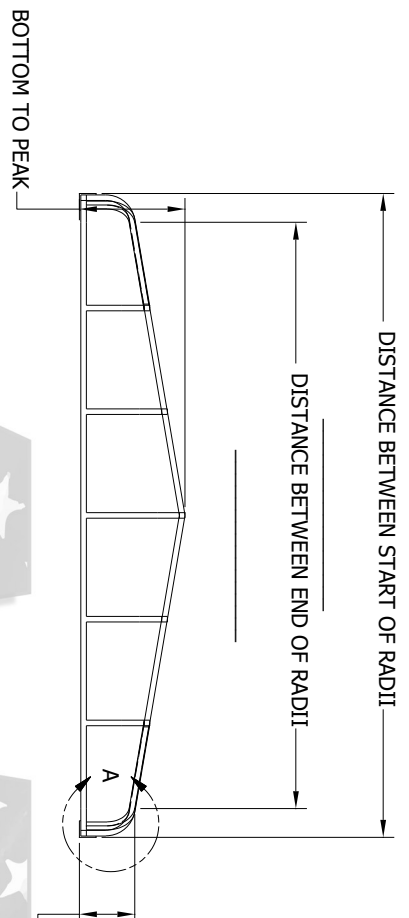
****If dimensions don't match above,
fill out detail sheet on page 2****

CONTACT INFORMATION

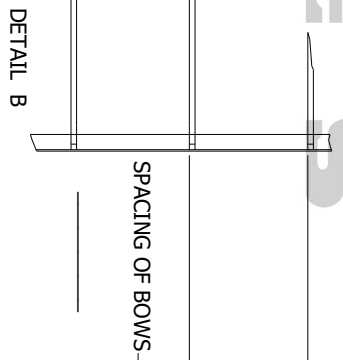
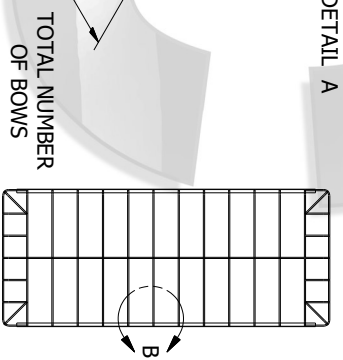
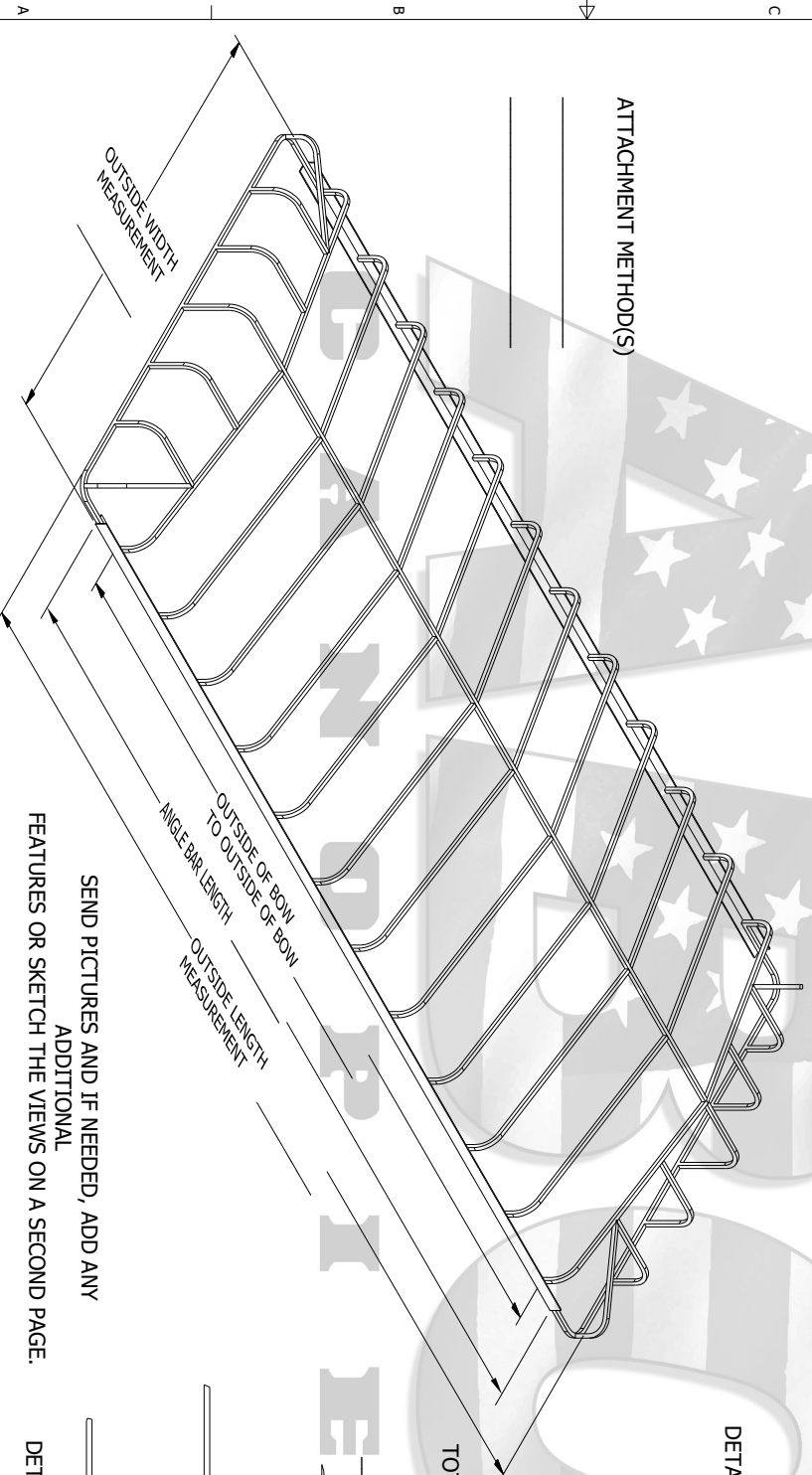
Name _____
 Address _____
 City _____ State _____ Zip _____
 Phone _____ Fax _____
 Boat Lift Brand _____

NOTES

REVISIONS				ISSUER
REV	ECN	DATE	DESCRIPTION	RML
A	EC-00469	10/4/2016	RELEASE	RML
B	EC-00818	1/22/2019	UPDATED DIMENSIONS	RML
C	EC-00957	4/14/2020	ADDED DIMENSION	RML



ATTACHMENT METHOD(S)



SEND PICTURES AND IF NEEDED, ADD ANY ADDITIONAL FEATURES OR SKETCH THE VIEWS ON A SECOND PAGE.

TOLERANCES - UNLESS NOTED

DECIMAL #
FRACTION #
ANGLE #



TITLE: **AQUAMATIC STYLE FRAME DETAIL SHEET**

DRAWN: RML	DATE: 10/4/2016	SCALE:	SHEET: 1	PART NO.:
ENGR: CWS	DATE: 10/7/2016		1	F-194

SIZE: **C**