

Attn: \_\_\_\_\_

**Max Docks Tower Frame  
Specification Sheet**



**\*ALL MEASUREMENTS (±1")**

PART NO.	SIZE	OVERALL LENGTH "A"	INSIDE WIDTH "B"	SIDE RAIL LENGTH "C"	OUTSIDE WIDTH "D"
MXT1600052	16' X 52"	16'	52"	15' 10"	57 1/2"
MXT1400088	14' X 88"	14'	87 1/2"	13' 10"	93"
MXT1600088	16' X 88"	16'	87 1/2"	15' 10"	93"
MXT1800088	18' X 88"	18'	87 1/2"	17' 10"	93"
MXT2000088	20' X 88"	20'	87 1/2"	19' 10"	93"
MXT1800108	18' X 108"	18'	108"	17' 10"	113 3/4"
MXT2000108	20' X 108"	20'	108"	19' 10"	113 3/4"
MXT2200108	22' X 108"	22'	108"	21' 10"	113 3/4"
MXT2400108	24' X 108"	24'	108"	23' 10"	113 3/4"
MXT2600108	26' X 108"	26'	108"	25' 10"	113 3/4"
MXT2800108	28' X 108"	28'	108"	27' 10"	113 3/4"
MXT3000108	30' X 108"	30'	108"	29' 10"	113 3/4"
MXT1800122	18' X 122"	18'	121 1/2"	17' 10"	127"
MXT2000122	20' X 122"	20'	121 1/2"	19' 10"	127"
MXT2200122	22' X 122"	22'	121 1/2"	21' 10"	127"
MXT2400122	24' X 122"	24'	121 1/2"	23' 10"	127"
MXT2600122	26' X 122"	26'	121 1/2"	25' 10"	127"
MXT2800122	28' X 122"	28'	121 1/2"	27' 10"	127"
MXT3000122	30' X 122"	30'	121 1/2"	29' 10"	127"
MXT3200122	32' X 122"	32'	121 1/2"	31' 10"	127"
MXT2800144	28' X 144"	28'	144"	27' 10"	149 1/2"
MXT3000144	30' X 144"	30'	144"	29' 10"	149 1/2"
MXT3200144	32' X 144"	32'	144"	31' 10"	149 1/2"
MXT3400144	34' X 144"	34'	144"	33' 10"	149 1/2"

**ATTACHMENT**

Continuous bungee is strung through d-rings and hooked to aluminum flat bar via s-hooks.

\*VALANCE: 24" VALANCE  
MXT valances are not covered under warranty

**OUTSIDE DIMENSIONS**

A \_\_\_\_\_ OVERALL LENGTH OF FRAME  
 B \_\_\_\_\_ INSIDE WIDTH OF FRAME  
 C \_\_\_\_\_ LENGTH OF SIDE RAILS (W/O ENDS)  
 D \_\_\_\_\_ OUTSIDE WIDTH OF FRAME

**CONTACT INFORMATION**

Name \_\_\_\_\_  
 Address \_\_\_\_\_  
 City \_\_\_\_\_ State \_\_\_\_\_ Zip \_\_\_\_\_  
 Phone \_\_\_\_\_ Fax \_\_\_\_\_  
 Boat Lift Brand \_\_\_\_\_

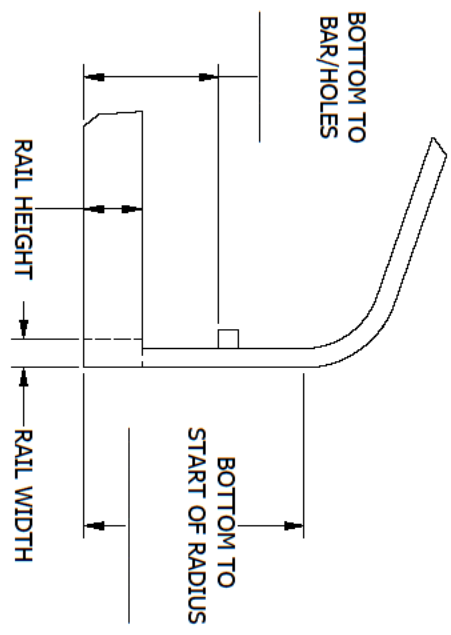
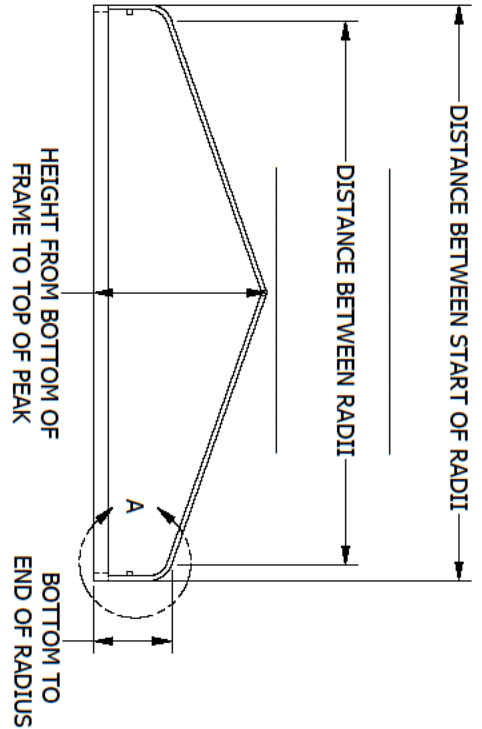
**NOTES**

\_\_\_\_\_  
 \_\_\_\_\_  
 \_\_\_\_\_  
 \_\_\_\_\_  
 \_\_\_\_\_  
 \_\_\_\_\_

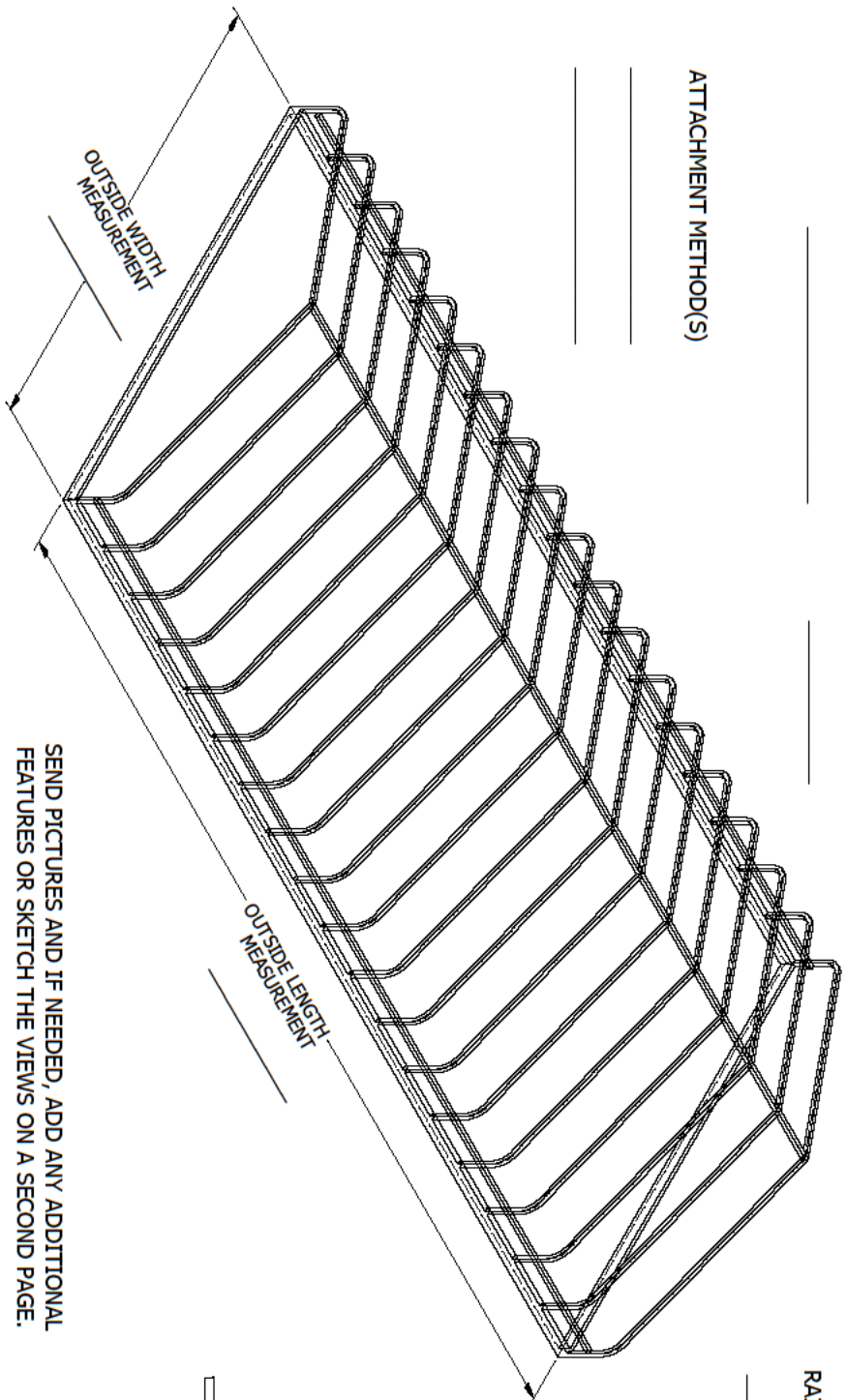
**\*\*If dimensions don't match above,  
fill out detail sheet on page 2\*\***

REV	ECN	DATE	DESCRIPTION	ISSUER
A	EC-00469	10/4/2016	RELEASE	RML

REVISIONS

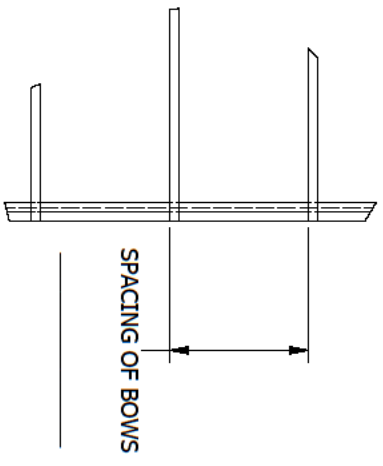


ATTACHMENT METHOD(S)



SEND PICTURES AND IF NEEDED, ADD ANY ADDITIONAL FEATURES OR SKETCH THE VIEWS ON A SECOND PAGE.

DETAIL B



TOTAL NUMBER OF BOWS



DETAIL A

TOLERANCES - UNLESS NOTED

DECIMAL F.  
FRACTION F.  
ANGLE F.

TITLE: **PEAKED FLUSHED END FRAME DETAIL SHEET**

DWGT: RML  
ENGR: CMG

DATE: 10/4/2016  
DATE: 10/10/2016

SCALE

SHEET 1 OF 1

PART NO: F-133

SIZE C