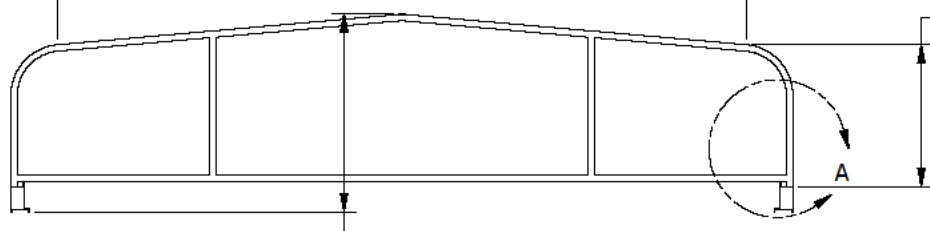


REVISIONS				
REV	ECN	DATE	DESCRIPTION	ISSUER
A	EC-00469	10/3/2016	RELEASE	RML

DISTANCE BETWEEN RADII



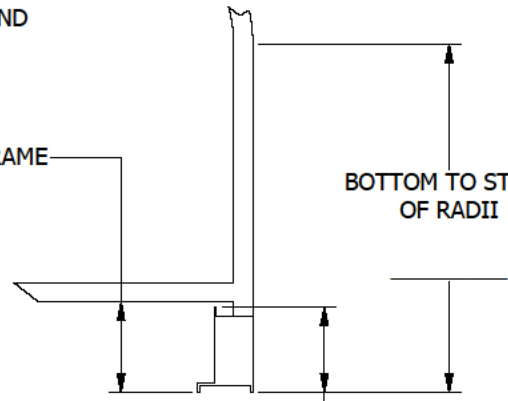
HEIGHT FROM BOTTOM OF FRAME TO PEAK

END VIEW

BOTTOM TO END OF RADII

BOTTOM OF FRAME TO RAIL

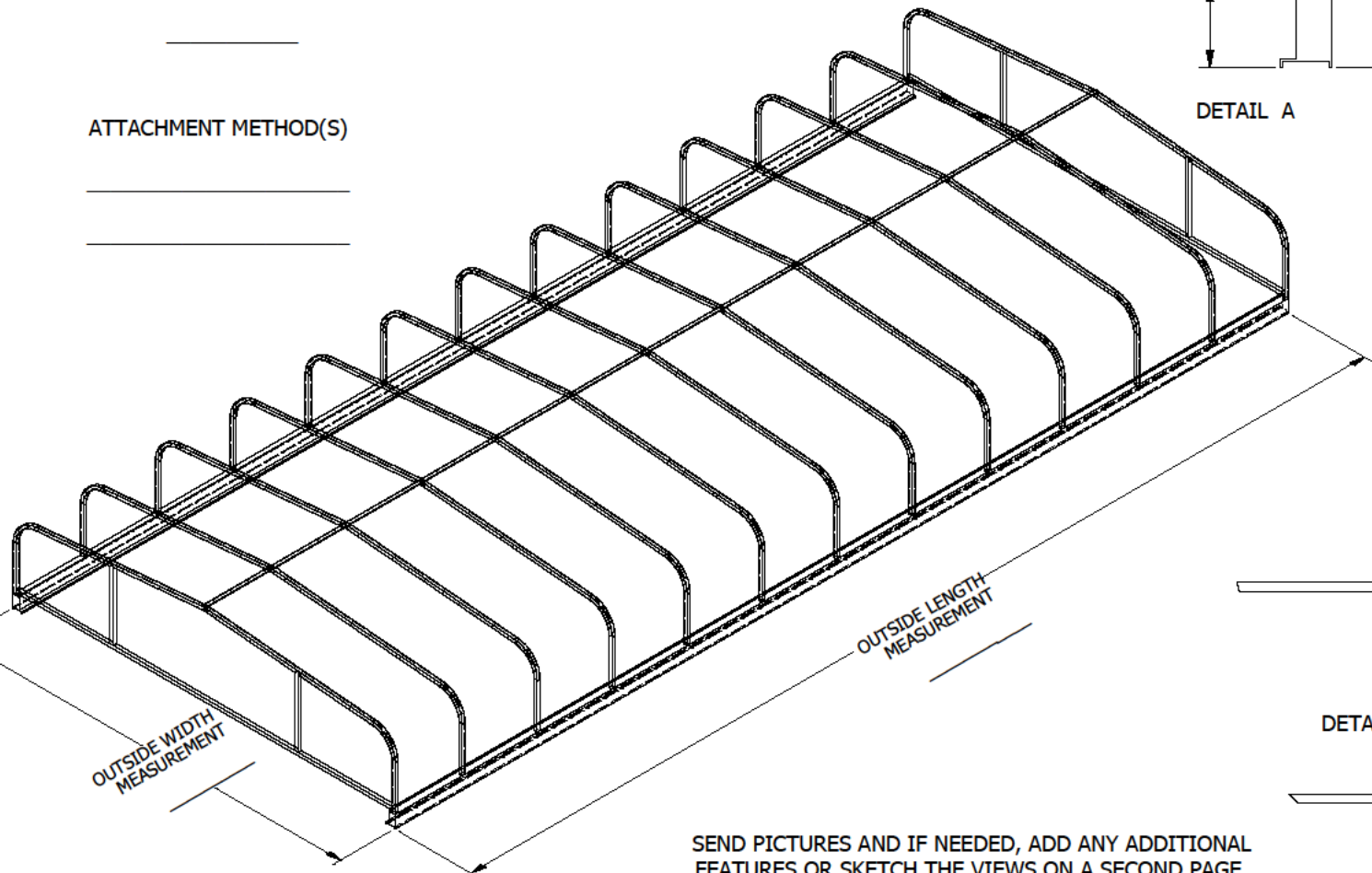
BOTTOM TO START OF RADII



DETAIL A

HEIGHT OF FRAME

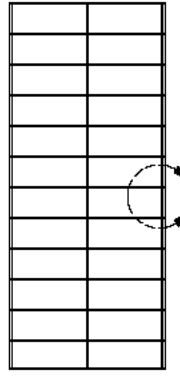
ATTACHMENT METHOD(S)



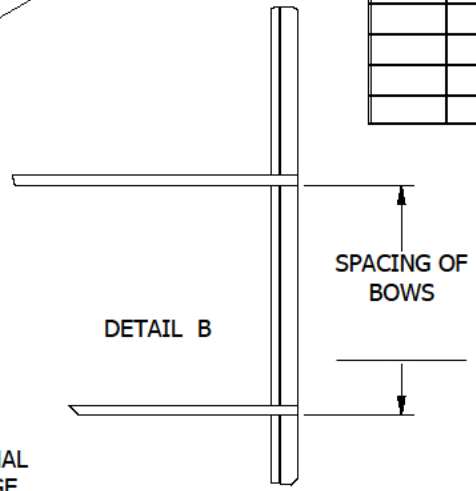
OUTSIDE WIDTH MEASUREMENT

OUTSIDE LENGTH MEASUREMENT

TOTAL NUMBER OF BOWS



SPACING OF BOWS



DETAIL B

SEND PICTURES AND IF NEEDED, ADD ANY ADDITIONAL FEATURES OR SKETCH THE VIEWS ON A SECOND PAGE.

TOLERANCES - UNLESS NOTED	
DECIMAL	±
FRACTION	±
ANGLE	±

TITLE: <b>PEAKED RAISED END FRAME DETAIL SHEET</b>			SIZE <b>C</b>
DRFT: <b>RML</b>	DATE <b>6/6/2008</b>	SCALE	SHEET <b>1</b> / <b>1</b>
ENGR: <b>CWG</b>	DATE <b>10/10/2016</b>	PART NO: <b>F-141</b>	