


Attn: \_\_\_\_\_

**Captains Choice® Frame  
Specification Sheet**



**\*ALL MEASUREMENTS (±1")**

PART NO.	SIZE	OVERALL LENGTH "A"	INSIDE WIDTH "B"	SIDE RAIL LENGTH "C"	OUTSIDE WIDTH "D"
CC2000126	20' X 126"	20'	121"	19' 10"	126"
CC2200126	22' X 126"	22'	121"	21' 10"	126"
CC2400126	24' X 126"	24'	121"	23' 10"	126"
CC2600126	26' X 126"	26'	121"	25' 10"	126"
CC2800126	28' X 126"	28'	121"	27' 10"	126"
CC3000126	30' X 126"	30'	121"	29' 10"	126"
CC2400138	24' X 138"	24'	133"	23' 10"	138"
CC2600138	26' X 138"	26'	133"	25' 10"	138"
CC2800138	28' X 138"	28'	133"	27' 10"	138"
CC3000138	30' X 138"	30'	133"	29' 10"	138"

**ATTACHMENT**

Continuous bungee is strung through d-rings and hooked to aluminum flat bar via s-hooks.

STANDARD VALANCE: 12" VALANCE

**OUTSIDE DIMENSIONS**

- A \_\_\_\_\_ OVERALL LENGTH OF FRAME
- B \_\_\_\_\_ INSIDE WIDTH OF FRAME
- C \_\_\_\_\_ LENGTH OF SIDE RAILS (W/O ENDS)
- D \_\_\_\_\_ OUTSIDE WIDTH OF FRAME

**\*\*If dimensions don't match above,  
fill out detail sheet on page 2\*\***

**CONTACT INFORMATION**

Name \_\_\_\_\_  
 Address \_\_\_\_\_  
 City \_\_\_\_\_ State \_\_\_\_\_ Zip \_\_\_\_\_  
 Phone \_\_\_\_\_ Fax \_\_\_\_\_  
 Boat Lift Brand \_\_\_\_\_

**NOTES**

---

---

---

---

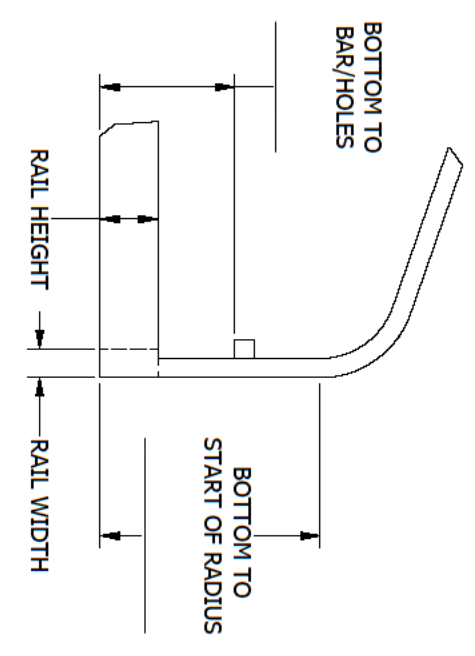
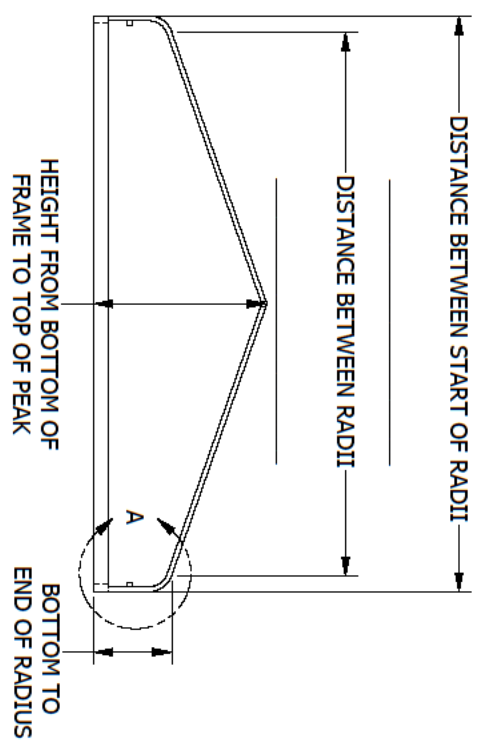
---

---

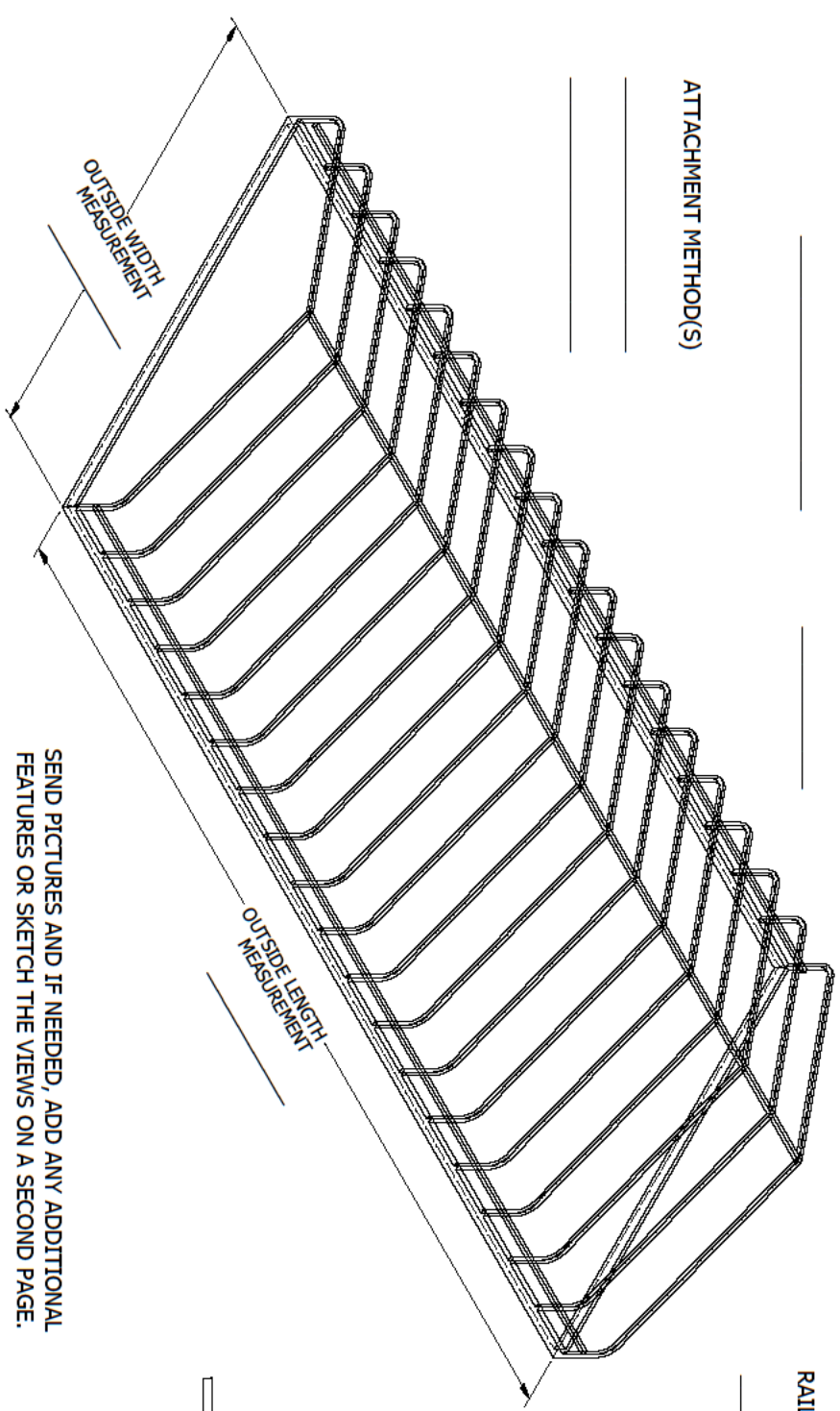
---

---

REVISIONS				ISSUER
REV	ECN	DATE	DESCRIPTION	RML
A	EC-00469	10/4/2016	RELEASE	RML

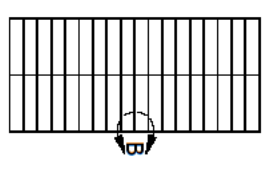


ATTACHMENT METHOD(S)

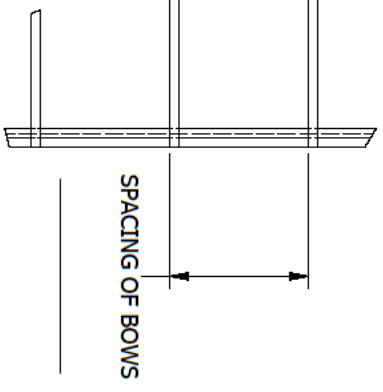


SEND PICTURES AND IF NEEDED, ADD ANY ADDITIONAL FEATURES OR SKETCH THE VIEWS ON A SECOND PAGE.

TOTAL NUMBER OF BOWS



DETAIL B



DETAIL A

DETAIL A

TOLERANCES - UNLESS NOTED

DECIMAL F.  
FRACTION F.  
ANGLE F.

**PEAKED FLUSHED END FRAME DETAIL SHEET**

DRAWN: RML DATE: 10/4/2016 SCALE: 1/1 SHEET: 1/1 PART NO: F-133

ENGR: CWS DATE: 10/10/2016

SIZE: C